

# BEWI Insulation & Construction UK Ltd

Unit A, Rudford Industrial Estate  
Ford  
Nr Arundel  
West Sussex BN18 0BD

Tel: 0870 600 3666

e-mail: salesinsulation@bewi.com

website: www.bewi.com



## Agrément Certificate

21/5944

Product Sheet 2 Issue 2

### BEWI FLAT ROOF INSULATION ROOF BOARDS

### BEWI FLAT ROOF INVERTED ROOF INSULATION – HIGH PERFORMANCE (HP)

This Agrément Certificate Product Sheet<sup>(1)</sup> relates to BEWI Flat Roof Inverted Roof Insulation – High Performance (HP), expanded polystyrene (EPS) boards for use as inverted roof insulation on new and existing domestic and non-domestic untrafficked flat and zero fall roofs, and terraces subject to pedestrian access only.

(1) Hereinafter referred to as ‘Certificate’.

#### The assessment includes

##### Product factors:

- compliance with Building Regulations
- compliance with additional regulatory or non-regulatory information where applicable
- evaluation against technical specifications
- assessment criteria and technical investigations
- uses and design considerations

##### Process factors:

- compliance with Scheme requirements
- installation, delivery, handling and storage
- production and quality controls
- maintenance and repair

##### Ongoing contractual Scheme elements†:

- regular assessment of production
- formal 3-yearly review



#### KEY FACTORS ASSESSED

- Section 1. Mechanical resistance and stability
- Section 2. Safety in case of fire
- Section 3. Hygiene, health and the environment
- Section 4. Safety and accessibility in use
- Section 5. Protection against noise
- Section 6. Energy economy and heat retention
- Section 7. Sustainable use of natural resources
- Section 8. Durability

The BBA has awarded this Certificate to the company named above for the product described herein. This product has been assessed by the BBA as being fit for its intended use provided it is installed, used and maintained as set out in this Certificate.

On behalf of the British Board of Agrément

Date of Second issue: 23 August 2024

Originally certified on 15 September 2021

Hardy Giesler  
Chief Executive Officer

*This BBA Agrément Certificate is issued under the BBA's Inspection Body accreditation to ISO/IEC 17020. Sections marked with † are not issued under accreditation.*

*The BBA is a UKAS accredited Inspection Body (No. 4345), Certification Body (No. 0113) and Testing Laboratory (No. 0357).*

*Readers MUST check that this is the latest issue of this Agrément Certificate by either referring to the BBA website or contacting the BBA directly.*

*The Certificate should be read in full as it may be misleading to read clauses in isolation.*

*Any photographs are for illustrative purposes only, do not constitute advice and should not be relied upon.*

#### British Board of Agrément

1<sup>st</sup> Floor, Building 3, Hatters Lane  
Croxley Park, Watford  
Herts WD18 8YG

©2024

tel: 01923 665300  
clientservices@bbacerts.co.uk  
www.bbacerts.co.uk

## SUMMARY OF ASSESSMENT AND COMPLIANCE

This section provides a summary of the assessment conclusions; readers should refer to the later sections of this Certificate for information about the assessments carried out.

### Compliance with Regulations

Having assessed the key factors, the opinion of the BBA is that BEWI Flat Roof Inverted Roof Insulation – High Performance (HP), if installed, used and maintained in accordance with this Certificate, can satisfy or contribute to satisfying the relevant requirements of the following Building Regulations:



#### The Building Regulations 2010 (England and Wales) (as amended)

<b>Requirement:</b>	<b>A1</b>	<b>Loading</b>
Comment:		The product can contribute to satisfying this Requirement. See section 1 of this Certificate.
<b>Requirement:</b>	<b>C2(c)</b>	<b>Resistance to moisture</b>
Comment:		The product can contribute to satisfying this Requirement. See section 3 of this Certificate.
<b>Requirement:</b>	<b>L1(a)(i)</b>	<b>Conservation of fuel and power</b>
Comment:		The product can contribute to satisfying this Requirement. See section 6 of this Certificate.
<b>Regulation:</b>	<b>7(1)</b>	<b>Materials and workmanship</b>
Comment:		The product is acceptable. See sections 8 and 9 of this Certificate.
<b>Regulation:</b>	<b>25B</b>	<b>Nearly zero-energy requirements for new buildings</b>
<b>Regulation:</b>	<b>26</b>	<b>CO2 emission rates for new buildings</b>
<b>Regulation:</b>	<b>26A</b>	<b>Fabric energy efficiency rates for new dwellings (applicable to England only)</b>
<b>Regulation:</b>	<b>26A</b>	<b>Primary energy rates for new buildings (applicable to Wales only)</b>
<b>Regulation:</b>	<b>26B</b>	<b>Fabric performance values for new dwellings (applicable to Wales only)</b>
<b>Regulation:</b>	<b>26C</b>	<b>Target primary energy rates for new buildings (applicable to England only)</b>
<b>Regulation:</b>	<b>26C</b>	<b>Energy efficiency rating (applicable to Wales only)</b>
Comment:		The product can contribute to satisfying these Regulations. See section 6 of this Certificate.



#### The Building (Scotland) Regulations 2004 (as amended)

<b>Regulation:</b>	<b>8(1)</b>	<b>Fitness and durability of materials and workmanship</b>
Comment:		The product is acceptable. See sections 8 and 9 of this Certificate.
<b>Regulation:</b>	<b>9</b>	<b>Building standards - construction</b>
Standard:	1.1(b)	Structure
Comment:		The product can contribute to satisfying this Standard, with reference to clause 1.1.2 <sup>(1)(2)</sup> . See section 1 of this Certificate.
Standard:	3.15	Condensation
Comment:		The product can contribute to satisfying this Standard, with reference to clauses 3.15.1 <sup>(1)(2)</sup> , 3.15.3 <sup>(1)(2)</sup> , 3.15.4 <sup>(1)(2)</sup> , 3.15.5 <sup>(1)(2)</sup> and 3.15.6 <sup>(1)(2)</sup> . See section 3 of this Certificate.
Standard:	6.1(b)(c)	Energy demand
Comment:		The product can contribute to satisfying this Standard with reference to clauses 6.1.1 <sup>(1)</sup> , 6.1.2 <sup>(2)</sup> , 6.1.6 <sup>(1)</sup> and 6.1.8 <sup>(2)</sup> . See section 6 of this Certificate.

Standard: Comment:	6.2	<b>Building insulation envelope</b> The product can contribute to satisfying this Standard, with reference to clauses, 6.2.1 <sup>(1)(2)</sup> , 6.2.3 <sup>(1)</sup> , 6.2.4 <sup>(2)</sup> , 6.2.5 <sup>(2)</sup> , 6.2.6 <sup>(1)</sup> , 6.2.7 <sup>(1)</sup> , 6.2.8 <sup>(2)</sup> , 6.2.9 <sup>(1)(2)</sup> , 6.2.10 <sup>(1)</sup> , 6.2.11 <sup>(1)(2)</sup> , 6.2.12 <sup>(2)</sup> and 6.2.13 <sup>(1)(2)</sup> . See section 6 of this Certificate.
Standard: Comment:	7.1(a)(b)	<b>Statement of sustainability</b> The product can contribute to satisfying the relevant requirements of Regulation 9, Standards 1 to 6, and therefore will contribute to a construction meeting at least a bronze level of sustainability as defined in this Standard. In addition, the product can contribute to a construction meeting a higher level of sustainability as defined in this Standard, with reference to clauses 7.1.4 <sup>(1)(2)</sup> and 7.1.6 <sup>(1)(2)</sup> and 7.1.7 <sup>(1)(2)</sup> . See section 6 of this Certificate.
<b>Regulation:</b> Comment:	<b>12</b>	<b>Building standards - conversion</b> All comments given for the product under Regulation 9, Standards 1 to 6, also apply to this Regulation, with reference to clause 0.12.1 <sup>(1)(2)</sup> and Schedule 6 <sup>(1)(2)</sup> .  (1) Technical Handbook (Domestic). (2) Technical Handbook (Non-Domestic).



## The Building Regulations (Northern Ireland) 2012 (as amended)

<b>Regulation:</b> Comment:	<b>23(1)(a)(i)</b> <b>(iii)(b)(i)(ii)</b>	<b>Fitness of materials and workmanship</b> The product is acceptable. See sections 8 and 9 of this Certificate.
<b>Regulation:</b> Comment:	<b>29</b>	<b>Condensation</b> The product can contribute to satisfying this Regulation. See section 3 of this Certificate.
<b>Regulation:</b> Comment:	<b>30(a)</b>	<b>Stability</b> The product can contribute to satisfying this Regulation. See section 1 of this Certificate.
<b>Regulation:</b> Comment:	<b>39(a)(i)</b>	<b>Conservation measures</b> The product can contribute to satisfying this Regulation. See section 6 of this Certificate.
<b>Regulation:</b> <b>Regulation:</b> <b>Regulation:</b> Comment:	<b>40(2)</b> <b>43(1)(2)</b> <b>43B</b>	<b>Target carbon dioxide emission rate</b> <b>Renovation of thermal elements</b> <b>Nearly zero-energy requirements for new buildings</b> The product can contribute to satisfying these Regulations. See section 6 of this Certificate.

## Additional Information

### NHBC Standards 2024

In the opinion of the BBA, BEWI Flat Roof Inverted Roof Insulation – High Performance (HP), if installed, used and maintained in accordance with this Certificate, can satisfy or contribute to satisfying the relevant requirements in relation to *NHBC Standards*, Chapter 7.1 *Flat roofs, terraces and balconies*.

## Fulfilment of Requirements

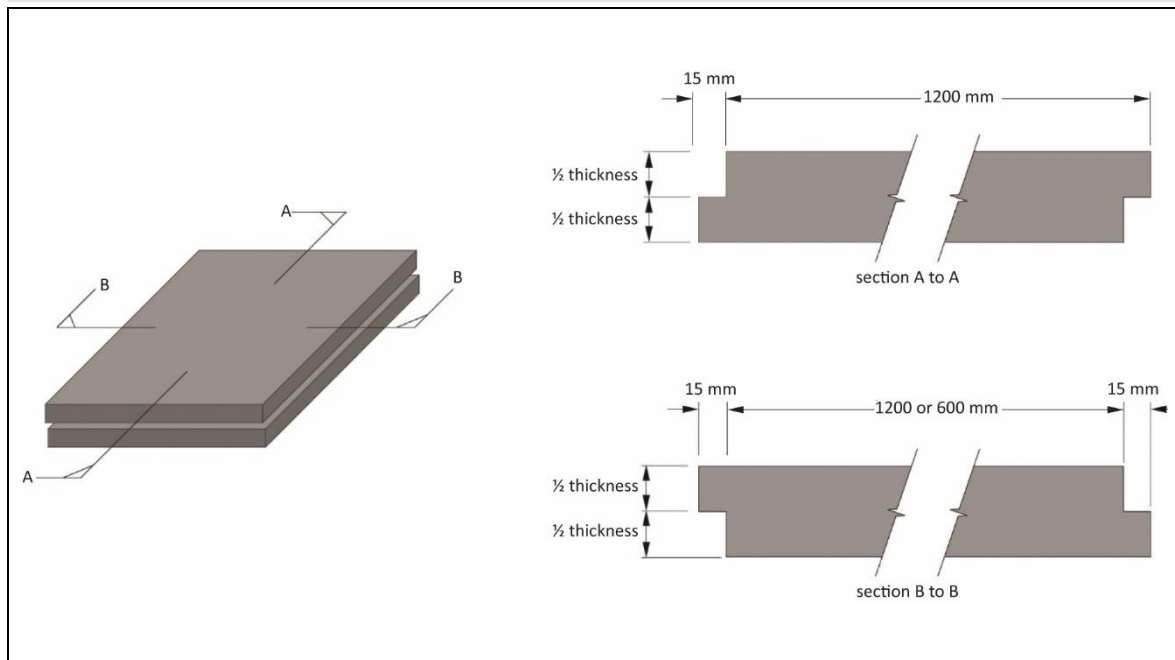
The BBA has judged BEWI Flat Roof Inverted Roof Insulation – High Performance (HP) to be satisfactory for use as inverted roof insulation on new and existing domestic and non-domestic untrafficked flat and zero fall roofs, and terraces subject to pedestrian access only.

## ASSESSMENT

### Product description and intended use

The Certificate holder provided the following description for the product under assessment. BEWI Flat Roof Inverted Roof Insulation – High Performance (HP) consists of EPS foam boards, rebated for lap jointing (see Figure 1), and available as uniform thickness and tapered board variants.

Figure 1 BEWI Flat Roof Inverted Roof Insulation – High Performance (HP)



The product has the nominal characteristics given in Table 1.

Table 1 Nominal characteristics of BEWI Flat Roof Inverted Roof Insulation – High Performance (HP)

Characteristic (unit)	Value
Work size - length x width (mm)	1200 x 1200 and 1200 x 600
Overall size – length and width (mm)	1215 x 1215 and 1215 x 615
Thickness <sup>(1)(2)</sup> (standard – mm)	100, 120, 140, 160, 180, 200 and 230
Edge Detail	Rebated on all 4 sides (15 mm x half board thickness)
Colour	Grey

(1) Uniform thickness boards - other thicknesses are available to order, in 5 mm increments up to a maximum thickness of 250 mm.

(2) Tapered boards are available to order.

### Ancillary items

BEWI Filter Membrane is a non-woven spun-bonded high density polyethylene (HDPE) used as both a filter layer and water-flow-reducing layer between the insulation and the roof ballast layer and is essential to use with the product and has been assessed with the product. The nominal characteristics of BEWI Filter Membrane are shown in Table 2.

**Table 2 Nominal characteristics of the BEWI Filter Membrane**

Characteristic (unit)	Value
Roll size (m)	100 x 3 or 100 x 2.7
Membrane thickness (mm)	0.45
Mass per unit area (g·m <sup>-2</sup> )	100
Lap joints (mm) — unsealed	300

The Certificate holder recommends the following ancillary items for use with the product, but these materials have not been assessed by the BBA and are outside the scope of this Certificate:

- gravel ballast
- paving ballast of minimum 40 mm thickness
- proprietary paving support/spacer pads
- separating or cushion layers, if required
- rainwater outlet grilles
- dual-level rainwater outlets
- insulation upstand boards
- flashings and skirtings.

### Use

The product is suitable for use as thermal insulation in inverted roofs (above the roof waterproofing) on new and existing domestic and non-domestic untrafficked flat roofs and terraces subject to pedestrian access only, on a suitably designed timber, concrete or metal structural decks in conjunction with an appropriate fully supported waterproofing system.

The product must always be overlaid with the BEWI Filter Membrane; a gravel ballast or paving slab finish is then applied on top.

### Definitions for the product and applications inspected

The following terms have been defined for the purpose of this Certificate as:

- flat roof — a roof having a minimum finished fall of 1:80
- zero fall roof — a roof having a minimum finished fall between 0 and 1:80
- pitched roof — a roof having a fall in excess of 1:6
- limited access roof — a roof subjected only to pedestrian traffic for maintenance of the roof covering, cleaning of gutters, etc
- pedestrian access roof — a roof subjected to increased access to that defined for a limited access roof, but not open to vehicular traffic.

## **Product assessment – key factors**

The product was assessed for the following key factors, and the outcome of the assessment is shown below. Conclusions relating to the Building Regulations apply to the whole of the UK unless otherwise stated.

### **1 Mechanical resistance and stability**

1.1.1 The product was tested for compressive strength and the results are given in Table 3.

**Table 3 Compressive stress at 10% deformation**

Product assessed	Assessment method	Requirement	Result
BEWI Flat Roof Inverted Roof Insulation – High Performance (HP)	BS EN 826 : 2013	CS(10)200 ≥ 200 kPa	Pass

1.1.2 On the basis of data assessed, the product has adequate resistance to the loads associated with light maintenance traffic on roofs, and to pedestrian foot traffic on roof terraces.

## 2 Safety in case of fire

Data were assessed for the following characteristics.

### 2.1 Reaction to fire

2.1.1 The product was tested for reaction to fire and the classification is given in Table 4.

*Table 4 Reaction to fire classification*

Product assessed	Assessment method	Requirement	Result
BEWI Flat Roof Inverted Roof Insulation – High Performance (HP)	BS EN 13501-1 : 2018	Value achieved	E <sup>(1)</sup>

(1) Test report no P119919-1005 Issue 1 (28 May 2021), issued by BRE Global Classification, available from the Certificate holder on request.

2.1.3 When ballasted with a minimum 50 mm depth of aggregate or fully supported cast stone or mineral slabs of at least 40 mm thickness, a roof will be unrestricted with regard to proximity to a relevant boundary by the documents supporting the national Building Regulations.

2.1.4 The classification and permissible areas of use of other specifications must be confirmed in accordance with the documents supporting the national Building Regulations.

2.1.5 Restrictions may apply where the product is laid over a compartment wall.

## 3 Hygiene, health and the environment

Data were assessed for the following characteristics.

### 3.1 Water vapour permeability

3.1.1 The product was tested for water vapour resistivity/resistance and the results are given in Table 5.

*Table 5 Water vapour resistivity/resistance*

Product assessed	Assessment method	Requirement	Result
BEWI Flat Roof Inverted Roof Insulation – High Performance (HP)	BS EN 12086 : 1997	Value achieved	200 – 500 MN·s·g <sup>-1</sup> ·m <sup>-1</sup>
BEWI Filter Membrane	BS EN 13859-1 : 2010 BS EN 13859-2 : 2010	Value achieved	0.02 MN·s·g <sup>-1</sup>

3.1.2 For the purposes of assessing the risk of condensation, the water vapour resistivity/resistance values may be taken as stated in Table 5.

### 3.2 Resistance to moisture

3.2.1 The product was tested for long term water absorption by diffusion and additional water absorption after freeze thaw testing, and the results are given in Table 6.

**Table 6 Water absorption**

Product assessed	Assessment method	Requirement	Result
BEWI Flat Roof Inverted Roof Insulation – High Performance (HP)	BS EN 12088 : 2013	Long term water absorption by diffusion (% by volume)	1.01
	BS EN 12091 : 2013	Additional water absorption after freeze thaw (% by volume)	1.6

3.2.2 The water absorption results in Table 6 are used to determine the design thermal conductivity value ( $\lambda_U$ ) for the EPS insulation as given in Table 8.

### 3.3 Weathertightness

3.3.1 The BEWI Filter Membrane was tested for watertightness and the result is given in Table 7.

**Table 7 Watertightness**

Product assessed	Assessment method	Requirement	Result
BEWI Filter Membrane	BS EN 1928 : 2000 and BS EN 13859-1 : 2010	Declared value Class W2	Pass

## 4 Safety and accessibility in use

Not applicable.

## 5 Protection against noise

Not applicable.

## 6 Energy economy and heat retention

Data were assessed for the following characteristics.

### 6.1 Thermal conductivity

6.1.1 The product was tested for thermal conductivity and the result is given in Table 8.

**Table 8 Thermal conductivity**

Product assessed	Insulation thickness	Assessment method	Requirement	Result
BEWI Flat Roof Inverted Roof Insulation – High Performance (HP)	100 to 230 mm	BS EN 13163 : 2012 BS EN ISO 10456 : 2007	Design <sup>(1)</sup> value (moisture corrected) ( $\lambda_U$ )	0.35 W·m <sup>-1</sup> ·K <sup>-1</sup>

(1) A moisture conversion coefficient,  $f_{\psi}$  of 4 (BS EN ISO 10456 : 2007) was used to calculate the final design value.

### 6.2 Conservation of fuel and power

6.2.1 Using the design thermal conductivity values ( $\lambda_U$ ) given in Table 8 and the requirement for precipitation and drainage from section 6.2.2, an example U value calculation has been carried out and shown in Table 9.

6.2.2 Rainfall reaching the roof waterproofing membrane will temporarily affect the rate of heat loss from the roof and should be accounted for by adding a correction ( $\Delta U_r$ ) to the calculated roof U value in accordance with Annex F.4 of BS EN ISO 6946 : 2017, as follows (see also BBA Information Sheet No 4):

$$\Delta U_r = pf\chi (R_1/R_T)^2 \text{ where:}$$

$\Delta U_r$  = correction to the calculated thermal transmittance of the roof element (W·m<sup>-2</sup>·K<sup>-1</sup>)



$p$  = average rate of precipitation during the heating season ( $\text{mm}\cdot\text{day}^{-1}$ )<sup>(1)</sup>

$f$  = drainage factor giving the fraction of  $p$  reaching the waterproof membrane.

$\chi$  = factor for increased heat loss caused by rainwater flowing on the membrane ( $0.04 \text{ W}\cdot\text{day}\cdot\text{m}^{-2}\cdot\text{K}^{-1}\cdot\text{mm}^{-1}$ )

$R_1$  = thermal resistance of the layer of insulation above the waterproofing membrane ( $\text{m}^2\cdot\text{K}\cdot\text{W}^{-1}$ )

$R_T$  = total thermal resistance of the construction before application of the correction ( $\text{m}^2\cdot\text{K}\cdot\text{W}^{-1}$ )

$f\chi = 0.001$  (system incorporates the BEWI Filter Membrane (water-reducing layer).

6.2.3 The U value of a completed roof will depend on the insulation thickness, type of substrate and internal finish. Example U-values are given in Table 9.

**Table 9 Example U values<sup>(1)</sup>**

Required U value ( $\text{W}\cdot\text{m}^{-2}\cdot\text{K}^{-1}$ )	BEWI Flat Roof Inverted Roof Insulation – High Performance (HP), thickness required <sup>(2)</sup> (mm)	
	$p^{(3)} = 3$ ( $\text{mm}\cdot\text{day}^{-1}$ )	$p^{(3)} = 8$ ( $\text{mm}\cdot\text{day}^{-1}$ )
	0.09	230 + 145
0.11	200 + 100	230 + 90
0.12	175 + 100	200 + 90
0.13	155 + 100	170 + 100
0.15	220	230
0.16	205	215
0.18	185	190
0.20	165	170

(1) Inverted roof construction — paving or gravel ballast layer; water-flow-reducing layer; BEWI Flat Roof Inverted Roof Insulation – High Performance (HP) insulation; 10 mm bitumen waterproofing layer ( $\lambda = 0.23 \text{ W}\cdot\text{m}^{-1}\cdot\text{K}^{-1}$ ); 200 mm reinforced concrete deck ( $\lambda = 2.5 \text{ W}\cdot\text{m}^{-1}\cdot\text{K}^{-1}$ ); 3 mm plaster skim ( $\lambda = 0.4 \text{ W}\cdot\text{m}^{-1}\cdot\text{K}^{-1}$ ).

(2) Thinnest available insulation thickness or thickness combination to achieve the required U value. Thickest board as bottom layer when double / triple layer used.

(3) Values for  $p$  taken as examples of best to worst case for all UK locations, with a  $f\chi$  value of  $0.001 \text{ W}\cdot\text{day}\cdot\text{m}^{-2}\cdot\text{K}^{-1}\cdot\text{mm}^{-1}$ .

6.2.4 The product can contribute towards a construction satisfying the national Building Regulations in respect of energy economy and heat retention.

## 7 Sustainable use of natural resources

Not applicable.

## 8 Durability

8.1 The potential mechanisms for degradation and the known performance characteristics of the materials in the product were assessed.

8.2 Specific test data were assessed as given in Table 10.

**Table 10 Durability**

Product assessed	Assessment method	Requirement	Declared level / result
BEWI Flat Roof Inverted Roof Insulation – High Performance (HP)	Dimensional stability to BS EN 1604 : 2013 (70°C and 90-100% RH for 48 hours)	Declared value	DS (70,90)1
	Compressive strength to BS EN 826 : 2013 after long term water absorption by diffusion and freeze thaw resistance to BS EN 12088 : 2013 and BS EN 12091 : 2013	Reduction in compressive stress at 10% deformation of redried specimens after freeze thaw test $\leq 10\%$	Pass



### 8.3 Service life

Under normal service conditions, the product will have a life of at least 25 years, provided it is designed, installed and maintained in accordance with this Certificate and the Certificate holder's instructions.

## PROCESS ASSESSMENT

Information provided by the Certificate holder was assessed for the following factors:

### 9 Design, installation, workmanship and maintenance

#### 9.1 Design

9.1.1 The design process was assessed, and the following requirements apply in order to satisfy the performance assessed in this Certificate.

9.1.2 Concrete, metal or timber roofs must be designed in accordance with the relevant provisions of BS 6229 : 2018, BS 8217 : 2005 and BS 8218 : 1998, in particular to accommodate the weight of the ballast layer.

9.1.3 Separation or cushion layers between the insulation boards and the roof waterproofing may be needed in some circumstances (see section 9.1.10).

9.1.4 Care must be taken to ensure that upgraded roofs are capable of carrying the increased load and depth of the installed product. The structural strength and deformation of both the roof structure and the inverted roof insulation panels must be assessed by a suitably experienced and competent individual, to resist actions due to the combination of the dead load imposed by the paving and gravel ballast finish, and the imposed load from foot traffic, snow and the possible weight of rain water [should the roof outlet(s) become blocked].

9.1.5 Decks must be covered with one or more of the following roof waterproofing specifications:

- built-up specifications using reinforced bitumen membranes to BS 8747 : 2007 in accordance with the recommendations of Table 5, and installed to the relevant clauses of BS 8217 : 2005
- mastic asphalt laid in accordance with BS 8218 : 1998
- other waterproofing systems which are the subject of a current BBA Certificate, and laid in accordance with, and within the limitations imposed by, that Certificate.

9.1.6 It is essential that roof falls and drainage paths are correctly designed to avoid ponding (and the subsequent risk of silt build-up) and stresses in freezing conditions, and to reduce water entry in the event of a failure in the waterproofing layer.

9.1.7 The roof must be designed with adequate falls unless the roof waterproofing system has been specifically designed and covered by a valid BBA Certificate for use in a zero fall application. For zero fall roofs it is particularly important to identify the correct drainage points, to ensure that drainage is sufficient and effective. Reference must be made to the appropriate clauses of the LRWA Guidance Note No. 7 : 2012 *Specifier Guidance for Flat Roof Falls*, which generally requires surface drainage falls in most situations.

9.1.8 Dual-level roof drainage must be provided in accordance with BS 6229 : 2018 and BS EN 12056-3 : 2000 to drain water off at the level of the BEWI Filter Membrane (water-reducing layer) and also at the level of the roof waterproofing.

9.1.9 Drainage points must be located at the lowest point of the roof, to facilitate the effective removal of rainwater. Care is needed to identify these locations. For example, precast concrete decks will deflect between spans, and mid-span may be the lowest point of the roof rather than roof edges or column supports.

9.1.10 Where there is a risk from plasticiser migration or other contaminants from the roof waterproofing (such as PVC single-ply membranes), a suitable plastic fibre or similar isolating sheet must be interposed between the roof waterproofing and the insulation boards. For loose laid single-layer roof waterproofing membranes, a cushion layer must be interposed.

9.1.11 The BEWI Filter Membrane must be installed above the product, with minimum 300 mm laps and covered with a gravel ballast or paving finish.

9.1.12 The ballasted roof finish may be either gravel ballast or paving, which must be assessed by a suitably experienced and competent individual according to region exposure and building height. In addition, the dead load imposed by the finish must be allowed for in calculating the total acceptable load on the deck. Care must be taken to ensure that upgraded roofs are capable of carrying the increased load and depth of the installed product. Ballast must not be stacked in one place on the roof unless the roof is capable of supporting it.

9.1.13 Gravel ballast must be washed, rounded and 16 to 32 mm in size (nominal), and laid to a minimum thickness of 50 mm. The minimum size of ballast depends on the wind loads and parapet height to prevent wind scour of the ballast. The ballast must be installed in accordance with BS EN 1991-1-4 : 2005 and its UK National Annex.

9.1.14 Paving finish ballast must comprise a minimum 40 mm thickness of cast stone, mineral or pressed concrete paving slabs. Paving slabs can be either laid fully supported or may be supported using proprietary support/spacer pads, in accordance with the Certificate holder's recommendations.

9.1.15 Calculations of the thermal transmittance (U value) of a roof must be carried out in accordance with BS EN ISO 6946 : 2017 and BRE Report BR 443 : 2019.

9.1.16 Care must be taken in the overall design and construction of junctions with other elements and openings to minimise thermal bridges and air infiltration. Detailed guidance can be found in the documents supporting the national Building Regulations.

9.1.17 Roofs will adequately limit the risk of interstitial condensation when they are designed and constructed in accordance with BS 5250 : 2021. Further guidance may be obtained from BRE Report BR 262 : 2002.

9.1.18 In England and Wales, roofs will adequately limit the risk of surface condensation when the thermal transmittance (U value) does not exceed  $0.35 \text{ W}\cdot\text{m}^{-2}\cdot\text{K}^{-1}$  at any point and the junctions with walls are designed in accordance with section 9.1.16 of this Certificate.

9.1.19 In Scotland, roofs will adequately limit the risk of surface condensation when the thermal transmittance (U value) does not exceed  $1.2 \text{ W}\cdot\text{m}^{-2}\cdot\text{K}^{-1}$  at any point. Guidance may be obtained from BS 5250 : 2021. Further guidance may be obtained from BRE Report BR 262 : 2002 and section 9.1.16 of this Certificate.

## 9.2 Installation

9.2.1 Installation instructions provided by the Certificate holder were assessed and judged to be appropriate and adequate.

9.2.2 Installation must be carried out in accordance with this Certificate and the Certificate holder's instructions. A summary of instructions and guidance is provided in Annex A of this Certificate.

9.2.3 It is essential to establish that the roof waterproofing has been installed correctly and that it is weathertight, clean and free from any extraneous matter. Every joint between sheets, flashing and other details must be checked to ensure that the roof covering is suitable for an inverted roof specification.

9.2.4 The product can be installed as a single layer, or multi-layer (double or triple layers) to suit the requirements for a particular installation. When using multiple layers the insulation board joints must be staggered/offset. The Certificate Holder must be contacted for further advice on multi-layering, but such advice is outside the scope of this Certificate.

## 9.3 Workmanship

Practicability of installation was assessed by the BBA, on the basis of the Certificate holder's information. To achieve the performance described in this Certificate, installation of the product must be carried out by a competent general builder, or a contractor, experienced with this type of product.

## 9.4 Maintenance and repair

9.4.1 Ongoing satisfactory performance of the product in use requires that it is suitably maintained. The guidance provided by the Certificate holder was assessed and found to be appropriate and adequate.

The following requirements apply in order to satisfy the performance assessed in this Certificate:

9.4.2 The product is confined and has suitable durability and so does not require maintenance.

9.4.3 The other components of the roofing system must be maintained in accordance with conventional good practice, including annual removal of any plants (in the case of gravel/paving finish), cleaning/checking of water outlets and gutters if necessary and checking that the gravel ballast is still in place and not interfering with or blocking gullies or outlets. Any displaced ballast, for example by wind scouring, should be promptly returned to its original state.

9.4.4 The use of chemicals (eg weed killers) should be checked for compatibility with the insulation, BEWI Filter Membrane and the deck waterproofing layer. The Certificate holder can advise on the suitability of a particular product, however, such advice is outside the scope of this Certificate.

## 10 **Manufacture**

10.1 The production processes for the product have been assessed, and provide assurance that the quality controls are satisfactory according to the following factors:

10.1.1 The manufacturer has provided documented information on the materials, processes, testing and control factors.

10.1.2 The quality control operated over batches of incoming materials has been assessed and deemed appropriate and adequate.

10.1.3 The quality control procedures and product testing to be undertaken have been assessed and deemed appropriate and adequate.

10.1.4 The process for management of non-conformities has been assessed and deemed appropriate and adequate.

10.1.5 An audit of each production location was undertaken, and it was confirmed that the production process was in accordance with the documented process, and that equipment has been properly tested and calibrated.

† 10.2 The BBA has undertaken to review the above measures on a regular basis through a surveillance process, to verify that the specifications and quality control operated by the manufacturer are being maintained.

## 11 **Delivery and site handling**

11.1 The Certificate holder stated that the product is delivered to site in polythene shrink-wrapped packs incorporating a label with the Certificate holder's name, product description and characteristics, and the BBA logo incorporating the number of this Certificate.

11.2 Delivery and site handling must be performed in accordance with the Certificate holder's instructions and this Certificate, including:

11.2.1 The product must be stored flat, off the ground on a clean, level surface, and under cover or protected with opaque polythene, to protect them from high winds and prolonged exposure to sunlight. Where possible, packs should be stored inside. If outside, the boards must be raised above ground level.

11.2.2 Care must be exercised to avoid crushing the edges or corners. If damaged, the product must be discarded.

11.2.3 The product must not be exposed to open flame or other ignition sources, or to solvents or other chemicals.

## ANNEX A – SUPPLEMENTARY INFORMATION

Supporting information in this Annex is relevant to the product but has not formed part of the material assessed for the Certificate.

### Construction (Design and Management) Regulations 2015

### Construction (Design and Management) Regulations (Northern Ireland) 2016

Information in this Certificate may assist the client, designer (including Principal Designer) and contractor (including Principal Contractor) to address their obligations under these Regulations.

### UKCA marking

The Certificate holder has taken the responsibility of UKCA marking the product in accordance with Designated Standard EN 13163 : 2012.

### Management Systems Certification for production

The management system of the manufacturer has been assessed and registered as meeting the requirements of BS EN ISO 9001 : 2015 by CQS (Certified Quality Systems) Ltd (Certificate GB2005746).

### Additional information on installation

A.1 The product can be cut using a fine-toothed saw, sharp knife or a hot wire cutter.

A.2 BEWI Flat Roof Inverted Roof Insulation – High Performance (HP) is laid in a brick bond pattern; it is essential that all joints between the boards are tight and that no gaps exist where they meet rooflights, edge details and other services which perforate the roof deck.

A.3 When the product is to be placed over a loose-laid roof covering, it must be installed and ballasted as soon as possible to protect the covering from the effects of wind uplift (see sections 9.1.11 to 9.1.14) and installers must take care not to damage the existing roof waterproofing.

A.4 The product may be installed in any weather but, due to its size, care is required in high winds. Installers must not carry it near to parapets or apertures in the deck and once placed, the product must be covered with the BEWI Filter Membrane and ballasted as soon as possible.

A.5 The ballast loading layer must be installed in accordance with BS 6399-2 : 1997, BS EN 1991-1-4 : 2005, BRE Digest 295 : 1985 and BRE Digest 311 : 1986.

A.6 The ballast loading layer must be applied as work progresses to protect the insulation and the BEWI Filter Membrane from the effects of wind uplift, solar degradation and foot traffic.

### **Upgrading roofs**

A.7 In existing roofs, the requirements of sections A.1 to A.6 also apply. In addition, the existing roofing and substructure must be examined for degradation and, where necessary, repairs effected. Particular consideration must be given to the condensation risk that the existing roof structure may present.

A.8 Where parapets, details and services have insufficient height to accommodate the increased depth of insulation/protection, a minimum of 150 mm from the top of the gravel to the top of the skirtings must be provided).

A.9 If upgrading involves laying the product on existing inverted roof insulation, the advice of the Certificate holder must be sought, but such advice is outside the scope of this Certificate.

A.10 Rainwater outlets may need to be modified or replaced to suit, eg by the installation of gravel guards.

**Procedure**

A.11 Single-layer roofing must be the subject of very close scrutiny, and the inspection must include an examination for perforation and for the likelihood of subsequent perforation from beneath (by, for example, uneven decks and protruding nail heads).

A.12 The BEWI Filter Membrane should be loose-laid over the insulation, at right angles to the slope, with 300 mm unsealed lap joints overlapping in the downward direction of the flat roof slope. At upstands and penetrations, the BEWI Filter Membrane layer must be turned up to finish level with the top surface of the ballast layer (either gravel ballast or paving slabs) and turned down into drainage outlets.

A.13 The ballast layer (comprising either a gravel ballast or paving slabs) must then be laid over the BEWI Filter Membrane as soon as possible, to prevent flotation, wind uplift, UV degradation and damage from foot traffic.

**Gravel ballast finish**

A.14 The gravel ballast layer must be carefully placed directly over the BEWI Filter Membrane to ensure complete depth and cover is achieved over the entire surface of the product.

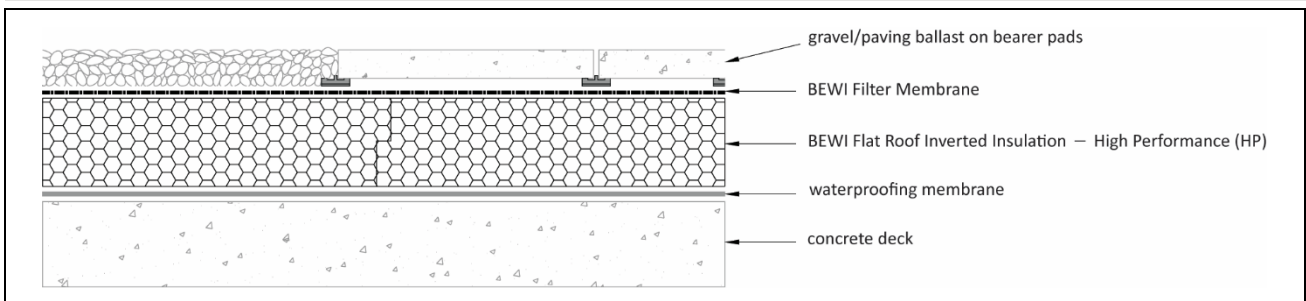
A.15 Gravel must not contain excessive fines in order to prevent clogging of gullies and outlets and to discourage organic growth.

**Paving slab finish**

A.16 Standard pressed concrete, cast stone or mineral paving slabs of at least 40 mm thickness (see sections 2.1.3 and 9.1.14) must be carefully placed directly over the BEWI Filter Membrane to ensure complete cover is achieved over the entire surface of the product. Paving slabs can either be laid fully supported, or may be supported using proprietary support/spacer pads.

A.17 Typical construction details are given in Figures 2 to 5.

*Figure 2 Typical installation detail — gravel ballast / paving*



*Figure 3 Parapet detail — gravel ballast / paving*

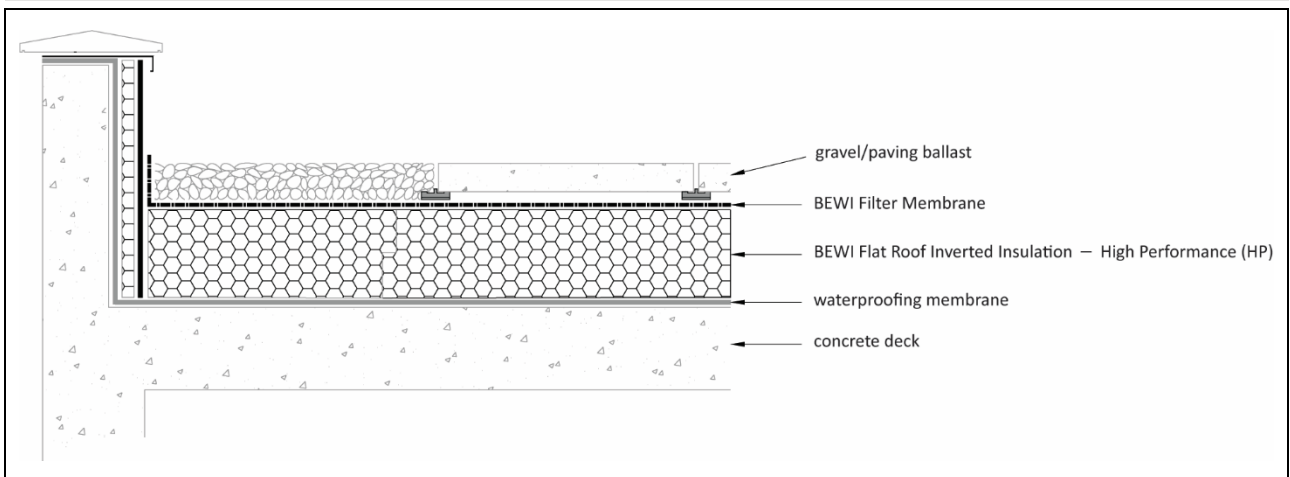


Figure 4 Water outlet detail — gravel ballast

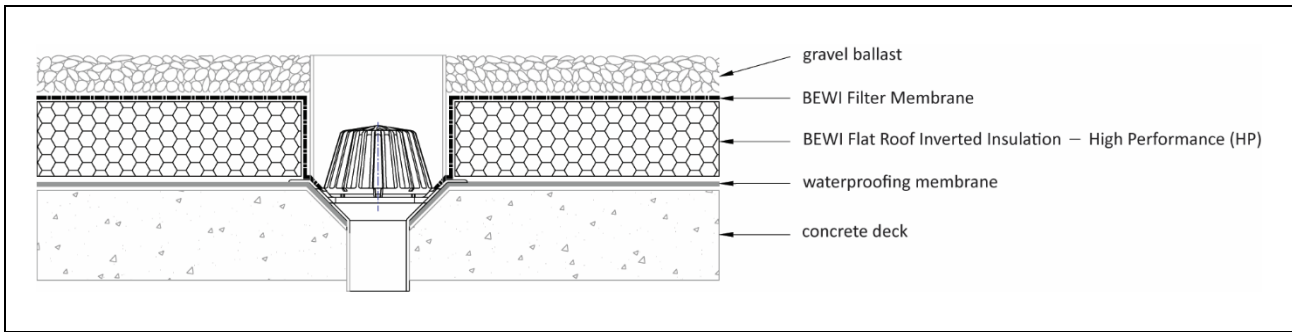
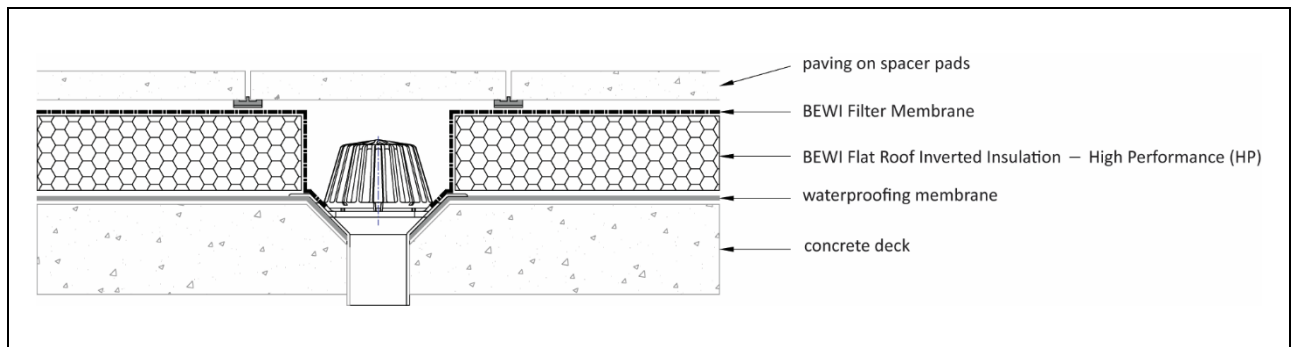


Figure 5 Water outlet detail — paving



### Tapered boards

A.18 Pre-moulded boards tapered to required falls are pre-labelled to the requirements of the specific building, as noted on the Certificate holder's roof layout drawing.

A.19 Tapered boards are laid directly on top of the roof waterproofing membrane, sequentially in accordance with the position code number/letter on the roof layout drawing. Laying of the tapered insulation should commence at points indicated on the layout drawing.

A.20 The tapered boards must be carefully ballasted as soon as possible to protect the system.

## Bibliography

- BBA Information Sheet No 4 – *Inverted roofs – Drainage and U value corrections*
- BRE Digest 295 : 1985 *Stability under wind load of loose-laid external roof insulation boards*
- BRE Digest 311 : 1986 *Flat roof design : the technical options*
- BRE Report BR 262 : 2002 *Thermal insulation : avoiding risks*
- BRE Report BR 443 : 2019 *Conventions for U-value calculations*
- BS 5250 : 2021 *Management of moisture in buildings — Code of practice*
- BS 6229 : 2018 *Flat roofs with continuously supported coverings — Code of practice*
- BS 6399-2 : 1997 *Loading for buildings – Code of practice for wind loads*
- BS 8217 : 2005 *Reinforced bitumen membranes for roofing — Code of practice*
- BS 8218 : 1998 *Code of practice for mastic asphalt roofing*
- BS 8747 : 2007 *Reinforced bitumen membranes (RBMs) for roofing — Guide to selection and specification*
- BS EN 826 : 2013 *Thermal insulating products for building applications – Determination of compression behaviour*
- BS EN 1604 : 2013 *Thermal insulating products for building applications — Determination of dimensional stability under specified temperature and humidity conditions*
- BS EN 1928 : 2000 *Flexible sheets for waterproofing – Bitumen, plastic and rubber sheets for roof waterproofing- Determination of watertightness*
- BS EN 1991-1-4 : 2005 + A1 : 2010 *Eurocode 1 — Actions on structures — General actions — Wind actions*  
NA to BS EN 1991-1-4 : 2005 + A1 : 2010 *UK National Annex to Eurocode 1 : Actions on structures — General actions — Wind actions*
- BS EN 12056-3 : 2000 *Gravity drainage systems inside buildings — Roof drainage, layout and calculation*
- BS EN 12086 : 1997 *Thermal insulating products for building applications — Determination of water vapour transmission properties*
- BS EN 12088 : 2013 *Thermal insulating products for building applications – Determination of long term water absorption by diffusion*
- BS EN 12091 : 2013 *Thermal insulating products for building applications — Determination of freeze thaw resistance*
- BS EN 13163 : 2012 + A1 : 2015 *Thermal insulation products for buildings — Factory made expanded polystyrene (EPS) products — Specification*
- BS EN 13501-1 : 2018 *Fire classification of construction products and building elements — Classification using test data from reaction to fire tests*
- BS EN 13859-1 : 2010 *Flexible sheets for waterproofing – Definitions and characteristics of underlays – Underlays for discontinuous roofing*
- BS EN 13859-2 : 2010 *Flexible sheets for waterproofing – Definitions and characteristics of underlays – Underlays for walls*
- BS EN ISO 6946 : 2017 *Building components and building elements — Thermal resistance and thermal transmittance — Calculation method*



BS EN ISO 10456 : 2007 *Building materials and products. Hygrothermal properties. Tabulated design values and procedures for determining declared and design thermal values*

BS EN ISO 9001 : 2015 *Quality management systems — Requirements*

LRWA Guidance Note No. 7 : 2012 *Specifier Guidance for Flat Roof Falls*

## Conditions of Certificate

### Conditions

1 This Certificate:

- relates only to the product that is named and described on the front page
- is issued only to the company, firm, organisation or person named on the front page – no other company, firm, organisation or person may hold or claim that this Certificate has been issued to them
- is valid only within the UK
- has to be read, considered and used as a whole document – it may be misleading and will be incomplete to be selective
- is copyright of the BBA
- is subject to English Law.

2 Publications, documents, specifications, legislation, regulations, standards and the like referenced in this Certificate are those that were current and/or deemed relevant by the BBA at the date of issue or reissue of this Certificate.

3 This Certificate will be displayed on the BBA website, and the Certificate Holder is entitled to use the Certificate and Certificate logo, provided that the product and its manufacture and/or fabrication, including all related and relevant parts and processes thereof:

- are maintained at or above the levels which have been assessed and found to be satisfactory by the BBA
- continue to be checked as and when deemed appropriate by the BBA under arrangements that it will determine
- are reviewed by the BBA as and when it considers appropriate.

4 The BBA has used due skill, care and diligence in preparing this Certificate, but no warranty is provided.

5 In issuing this Certificate the BBA is not responsible and is excluded from any liability to any company, firm, organisation or person, for any matters arising directly or indirectly from:

- the presence or absence of any patent, intellectual property or similar rights subsisting in the product or any other product
- the right of the Certificate holder to manufacture, supply, install, maintain or market the product
- actual installations of the product, including their nature, design, methods, performance, workmanship and maintenance
- any works and constructions in which the product is installed, including their nature, design, methods, performance, workmanship and maintenance
- any loss or damage, including personal injury, howsoever caused by the product, including its manufacture, supply, installation, use, maintenance and removal
- any claims by the manufacturer relating to UKCA marking and CE marking.

6 Any information relating to the manufacture, supply, installation, use, maintenance and removal of this product which is contained or referred to in this Certificate is the minimum required to be met when the product is manufactured, supplied, installed, used, maintained and removed. It does not purport in any way to restate the requirements of the Health and Safety at Work etc. Act 1974, or of any other statutory, common law or other duty which may exist at the date of issue or reissue of this Certificate; nor is conformity with such information to be taken as satisfying the requirements of the 1974 Act or of any statutory, common law or other duty of care.

### British Board of Agrément

1<sup>st</sup> Floor, Building 3, Hatters Lane  
Croxley Park, Watford  
Herts WD18 8YG

©2024

tel: 01923 665300  
clientservices@bbacerts.co.uk  
[www.bbacerts.co.uk](http://www.bbacerts.co.uk)