

# Environmental product declaration

In accordance with 14025 and EN15804+A2

JACKOPOR VEIBLOKK 5% EPS



---

**BEWI**

The Norwegian EPD Foundation

**Owner of the declaration:**

Bewi Insulation Scandinavia

**Product:**

JACKOPOR VEIBLOKK 5% EPS

**Declared unit:**

1 m3

**This declaration is based on Product Category Rules:**

CEN Standard EN 15804:2012+A2:2019 serves as core PCR

NPCR 012:2022 Part B for thermal insulation products

**Program operator:**

The Norwegian EPD Foundation

**Declaration number:**

NEPD-4453-3707-EN

**Registration number:**

NEPD-4453-3707-EN

**Issue date:** 08.05.2023

**Valid to:** 08.05.2028

**EPD Software:**

LCA.no EPD generator ID: 58215

## General information

### Product

JACKOPOR VEIBLOKK 5% EPS

### Program operator:

Post Box 5250 Majorstuen, 0303 Oslo, Norway  
The Norwegian EPD Foundation  
Phone: +47 23 08 80 00  
web: [post@epd-norge.no](mailto:post@epd-norge.no)

### Declaration number:

NEPD-4453-3707-EN

### This declaration is based on Product Category Rules:

CEN Standard EN 15804:2012+A2:2019 serves as core PCR  
NPCR 012:2022 Part B for thermal insulation products

### Statement of liability:

The owner of the declaration shall be liable for the underlying information and evidence. EPD Norway shall not be liable with respect to manufacturer information, life cycle assessment data and evidences.

### Declared unit:

1 m3 JACKOPOR VEIBLOKK 5% EPS

### Declared unit with option:

A1,A2,A3,A4,A5,C1,C2,C3,C4,D

### Declared unit, specification:

1 m3 Jackopor 100 EPS geofoam for landfill, under roads etc incl transportation to site, waste handling and recovery.

### General information on verification of EPD from EPD tools:

Independent verification of data, other environmental information and the declaration according to ISO 14025:2010, § 8.1.3 and § 8.1.4. Individual third party verification of each EPD is not required when the EPD tool is i) integrated into the company's environmental management system, ii) the procedures for use of the EPD tool are approved by EPD Norway, and iii) the process is reviewed annually. See Appendix G of EPD-Norway's General Programme Instructions for further information on EPD tools.

### Verification of EPD tool:

Independent third party verification of the EPD tool, background data and test-EPD in accordance with EPD Norway's procedures and guidelines for verification and approval of EPD tools.

Third party verifier:

Elisabet Amat

(no signature required)

### Owner of the declaration:

Bewi Insulation Scandinavia  
Contact person: Svein Tore Larsen  
Phone: +47 95 07 67 42  
e-mail: [svein.tore.larsen@jackon.no](mailto:svein.tore.larsen@jackon.no)

### Manufacturer:

Bewi Insulation Scandinavia  
Sørkilen 3  
1621 GRESSVIK, Fredrikstad i VIKEN, Norway

### Place of production:

Bewi Insulation Scandinavia, Fredrikstad  
Sørkilen 3  
NO-1621 Gressvik, Norway

### Management system:

ISO 9001: 185977-2015-AQ-NOR-NA and ISO 14001: 251411-2017-AE-NOR-NA

### Organisation no:

913019334

### Issue date:

08.05.2023

### Valid to:

08.05.2028

### Year of study:

2021

### Comparability:

EPD of construction products may not be comparable if they not comply with EN 15804 and seen in a building context.


### Development and verification of EPD:

The declaration is created using EPD tool lca.tools ver EPD2022.03, developed by LCA.no. The EPD tool is integrated in the company's management system, and has been approved by EPD Norway.

Developer of EPD: Svein Tore Larsen

Reviewer of company-specific input data and EPD: Jostein Häckert

### Approved:



Håkon Hauan  
Managing Director of EPD-Norway

## Product

### Product description:

No variation between sites; single production site declared.

#### Product description

Jackopor Veiblokk 5% is made of expanded polystyrene (EPS) and can be used as a geofoam for landfill under roads, bridges, railways. Because of the low weight and high compressive strength the blocks are used to minimize the pressure of the construction over the geofoam down to the masses below.

This product is tested for 5% compressive strength.

### Product specification

EPS is manufactured through permeating polystyrene beads with pentane, allowing the beads to expand when exposed to steam. This addition of a so-called blowing agent adds 4% - 6% w/w.

The expanded polystyrene (EPS) beads are then fed into a block molding machine, where steam and pressure forms large blocks of EPS. The amount of EPS going into the mold determines the density of the block, where pressure class 100 provides a density at 100 kN/m<sup>2</sup>, which is approximately 20 kg/m<sup>3</sup>. After molding, the remaining blowing agent, pentane, is aired out and the blocks are cut into the desired shape. Weight per declared unit is 20 kg

Materials	kg	%
Plastic - Polystyrene expandable (EPS)	20,00	100,00
Total	20,00	

Packaging	kg	%
Packaging - Plastic	0,42	100,00
Total incl. packaging	20,42	

### Technical data:

CE marking: EPS insulation boards are CE certified according to NS-EN 13163

Compressive strength CS(5): 100 kPa

Typical size: 600 mm x 1200 mm, 1200 x 2400mm

Typical thickness: 400 mm - 1200 mm

Moisture absorption: <5 vol%

### Market:

Norway

### Reference service life, product

As in the construction where it is used

### Reference service life, building or construction works

As in the construction where it is used

## LCA: Calculation rules

### Declared unit:

1 m<sup>3</sup> JACKOPOR VEIBLOKK 5% EPS

### Cut-off criteria:

All major raw materials and all the essential energy is included. The production processes for raw materials and energy flows with very small amounts (less than 1%) are not included. These cut-off criteria do not apply for hazardous materials and substances.

### Allocation:

The allocation is made in accordance with the provisions of EN 15804. Incoming energy and water and waste production in-house is allocated equally among all products through mass allocation. Effects of primary production of recycled materials is allocated to the main product in which the material was used. The recycling process and transportation of the material is allocated to this analysis.

### Data quality:

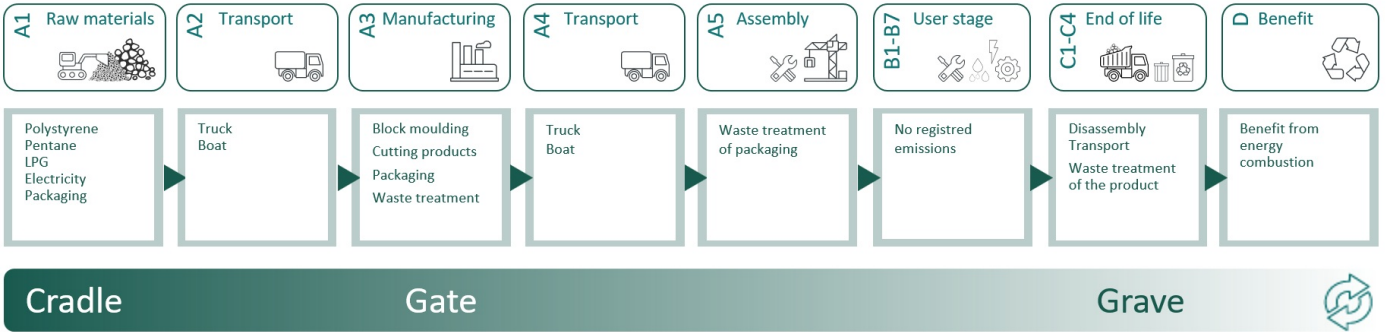
Specific data for the product composition are provided by the manufacturer. The data represent the production of the declared product and were collected for EPD development in the year of study. Background data is based on EPDs according to EN 15804 and different LCA databases. The data quality of the raw materials in A1 is presented in the table below.

Materials	Source	Data quality	Year
Packaging - Plastic	ecoinvent 3.6	Database	2019
Plastic - Polystyrene expandable (EPS)	Plastics Europe + ecoinvent 3.6	European average.	2019

## System boundaries (X=included, MND=module not declared, MNR=module not relevant)

Product stage			Construction installation stage		Use stage							End of life stage				Beyond the system boundaries
Raw materials	Transport	Manufacturing	Transport	Assembly	Use	Maintenance	Repair	Replacement	Refurbishment	Operational energy use	Operational water use	De-construction demolition	Transport	Waste processing	Disposal	Reuse-Recovery-Recycling-potential
A1	A2	A3	A4	A5	B1	B2	B3	B4	B5	B6	B7	C1	C2	C3	C4	D
X	X	X	X	X	MND	MND	MND	MND	MND	MND	MND	X	X	X	X	X

### System boundary:



### Additional technical information:

## LCA: Scenarios and additional technical information

The following information describe the scenarios in the different modules of the EPD.

Transport from production place to user (A4)	Capacity utilisation (incl. return) %	Distance (km)	Fuel/Energy Consumption	Unit	Value (Liter/tonne)
Truck, 16-32 tonnes, EURO 6 (kgkm)	36,7 %	150	0,043	l/tkm	6,45
Assembly (A5)		Unit	Value		
Waste, packaging, plastic to average treatment - A5 (inkl transport) (kg)	kg	0,42			
De-construction demolition (C1)		Unit	Value		
Manual demolition of EPS in C1	kg/DU	20,00			
Transport to waste processing (C2)	Capacity utilisation (incl. return) %	Distance (km)	Fuel/Energy Consumption	Unit	Value (Liter/tonne)
Truck, over 32 tonnes, EURO 6 (kgkm) - RER	53,3 %	83	0,023	l/tkm	1,91
Waste processing (C3)		Unit	Value		
Waste, Polystyrene, incineration	kg	20,00			
Disposal (C4)		Unit	Value		
Landfilling of ashes from incineration of PS	kg	0,06			
Benefits and loads beyond the system boundaries (D)		Unit	Value		
substitution of electricity, Norway	MJ	11,60			
Substitution of thermal energy, Norway (MJ)	MJ	638,64			

## LCA: Results

The LCA results are presented below for the declared unit defined on page 2 of the EPD document.

Environmental impact												
Indicator	Unit	A1	A2	A3	A4	A5	C1	C2	C3	C4	D	
GWP-total	kg CO <sub>2</sub> -eq	4,69E+01	1,54E+00	1,23E+01	4,90E-01	3,36E-02	0,00E+00	1,45E-01	6,38E+01	3,11E-03	-3,63E+00	
GWP-fossil	kg CO <sub>2</sub> -eq	4,67E+01	1,54E+00	1,22E+01	4,90E-01	3,36E-02	0,00E+00	1,45E-01	6,38E+01	3,11E-03	-3,50E+00	
GWP-biogenic	kg CO <sub>2</sub> -eq	1,95E-01	6,58E-04	6,37E-02	2,03E-04	4,64E-06	0,00E+00	6,19E-05	4,40E-04	1,65E-06	-2,10E-03	
GWP-luluc	kg CO <sub>2</sub> -eq	1,14E-02	4,76E-04	2,08E-03	1,74E-04	2,58E-06	0,00E+00	4,40E-05	6,97E-05	4,76E-07	-1,27E-01	
ODP	kg CFC11-eq	4,14E-08	3,71E-07	2,35E-06	1,11E-07	2,02E-09	0,00E+00	3,49E-08	4,57E-08	3,33E-10	-2,70E-01	
AP	mol H <sup>+</sup> -eq	8,40E-02	5,52E-03	3,61E-02	1,41E-03	4,14E-05	0,00E+00	4,66E-04	7,58E-03	1,09E-05	-2,89E-02	
EP-FreshWater	kg P -eq	2,08E-04	1,22E-05	6,38E-05	3,92E-06	6,91E-08	0,00E+00	1,15E-06	4,51E-06	4,20E-08	-3,15E-04	
EP-Marine	kg N -eq	2,22E-02	1,23E-03	9,03E-03	2,79E-04	3,79E-05	0,00E+00	1,02E-04	3,65E-03	3,41E-06	-9,80E-03	
EP-Terrestrial	mol N -eq	2,41E-01	1,37E-02	9,87E-02	3,12E-03	1,48E-04	0,00E+00	1,14E-03	3,90E-02	3,89E-05	-1,06E-01	
POCP	kg NMVOC-eq	1,06E-01	5,15E-03	2,95E-01	1,19E-03	4,88E-05	0,00E+00	4,47E-04	9,36E-03	1,07E-05	-2,91E-02	
ADP-minerals&metals <sup>1</sup>	kg Sb -eq	2,31E-05	2,73E-05	2,72E-05	1,35E-05	1,79E-07	0,00E+00	2,58E-06	1,97E-06	1,74E-08	-2,19E-05	
ADP-fossil <sup>1</sup>	MJ	1,59E+03	2,50E+01	1,57E+02	7,41E+00	1,38E-01	0,00E+00	2,35E+00	3,91E+00	2,83E-02	-5,02E+01	
WDP <sup>1</sup>	m <sup>3</sup>	5,68E+01	1,90E+01	6,30E+02	7,17E+00	4,89E-01	0,00E+00	1,80E+00	8,67E+00	2,93E-01	-1,82E+02	

GWP total Global Warming Potential total; GWP fossil Global Warming Potential fossil fuels ; GWP biogenic Global Warming Potential biogenic; GWP luluc Global Warming Potential land use change; ODP Ozone Depletion; AP Acidification; EP freshwater Eutrophication aquatic freshwater; EP marine Eutrophication aquatic marine; EP terrestrial Eutrophication terrestrial ;POCP Photochemical zone formation; ADPE Abiotic Depletion Potential minerals and metals; ADPf Abiotic Depletion Potential fossil fuels;

"Reading example: 9,0 E-03 = 9,0\*10<sup>-3</sup> = 0,009"

\*INA Indicator Not Assessed

1. The results of this environmental impact indicator shall be used with care as the uncertainties on these results are high or as there is limited experienced with the indicator

## Remarks to environmental impacts

Additional environmental impact indicators												
Indicator	Unit	A1	A2	A3	A4	A5	C1	C2	C3	C4	D	
PM	Disease incidence	6,55E-07	1,41E-07	4,04E-07	3,00E-08	7,45E-10	0,00E+00	1,33E-08	3,19E-08	1,36E-10	-1,84E-06	
IRP <sup>2</sup>	kgBq U235 -eq	1,01E+00	1,09E-01	6,95E-01	3,24E-02	6,26E-04	0,00E+00	1,03E-02	6,53E-03	1,34E-04	-2,89E-01	
ETP-fw <sup>1</sup>	CTUe	7,53E+03	1,82E+01	9,68E+01	5,49E+00	1,32E-01	0,00E+00	1,72E+00	9,42E+00	5,19E-02	-2,76E+02	
HTP-c <sup>1</sup>	CTUh	1,82E-08	0,00E+00	4,15E-09	0,00E+00	3,00E-12	0,00E+00	0,00E+00	2,68E-09	3,00E-12	-4,69E-09	
HTP-nc <sup>1</sup>	CTUh	8,08E-07	1,77E-08	1,25E-07	6,00E-09	1,25E-10	0,00E+00	1,66E-09	1,06E-07	9,60E-11	-2,62E-07	
SQP <sup>1</sup>	dimensionless	4,93E+01	2,84E+01	2,23E+01	5,18E+00	2,42E-01	0,00E+00	2,69E+00	4,65E-01	7,80E-02	-3,53E+02	

PM Particulate Matter emissions; IRP Ionizing radiation – human health; ETP-fw Eco toxicity – freshwater; HTP-c Human toxicity – cancer effects; HTP-nc Human toxicity – non cancer effects; SQP Soil Quality (dimensionless)

"Reading example: 9,0 E-03 = 9,0\*10<sup>-3</sup> = 0,009"

\*INA Indicator Not Assessed

1. The results of this environmental impact indicator shall be used with care as the uncertainties on these results are high or as there is limited experienced with the indicator
2. This impact category deals mainly with the eventual impact of low dose ionizing radiation on human health of the nuclear fuel cycle. It does not consider effects due to possible nuclear accidents, occupational exposure nor due to radioactive waste disposal in underground facilities. Potential ionizing radiation from the soil, from radon and from some construction materials is also not measured by this indicator.

Resource use												
Indicator	Unit	A1	A2	A3	A4	A5	C1	C2	C3	C4	D	
PERE	MJ	1,02E+01	3,13E-01	4,46E+01	1,06E-01	3,50E-03	0,00E+00	2,95E-02	1,12E-01	1,65E-03	-2,92E+02	
PERM	MJ	0,00E+00	0,00E+00	0,00E+00	0,00E+00	0,00E+00	0,00E+00	0,00E+00	0,00E+00	0,00E+00	0,00E+00	
PERT	MJ	1,02E+01	3,13E-01	4,46E+01	1,06E-01	3,50E-03	0,00E+00	2,95E-02	1,12E-01	1,65E-03	-2,92E+02	
PENRE	MJ	1,03E+03	2,50E+01	1,57E+02	7,41E+00	1,38E-01	0,00E+00	2,35E+00	3,91E+00	2,83E-02	-5,02E+01	
PENRM	MJ	6,62E+02	0,00E+00	0,00E+00	0,00E+00	0,00E+00	0,00E+00	0,00E+00	0,00E+00	0,00E+00	0,00E+00	
PENRT	MJ	1,69E+03	2,50E+01	1,57E+02	7,41E+00	1,38E-01	0,00E+00	2,35E+00	3,91E+00	2,83E-02	-5,02E+01	
SM	kg	6,87E-03	0,00E+00	8,29E-02	0,00E+00	6,61E-05	0,00E+00	0,00E+00	0,00E+00	0,00E+00	0,00E+00	
RSF	MJ	1,53E-01	1,09E-02	6,16E-02	3,79E-03	9,17E-05	0,00E+00	1,03E-03	3,14E-03	4,10E-05	-2,94E-02	
NRSF	MJ	1,05E-02	3,60E-02	4,24E-01	1,36E-02	2,40E-04	0,00E+00	3,46E-03	0,00E+00	6,52E-03	-1,93E+01	
FW	m <sup>3</sup>	1,32E+00	2,83E-03	4,06E-01	7,92E-04	7,32E-05	0,00E+00	2,67E-04	1,11E-02	2,60E-05	-1,29E-01	

PERE Use of renewable primary energy excluding renewable primary energy resources used as raw materials; PERM Use of renewable primary energy resources used as raw materials; PERT Total use of renewable primary energy resources; PENRE Use of non renewable primary energy excluding non-renewable primary energy resources used as raw materials; PENRM Use of non renewable primary energy resources used as raw materials; PENRT Total use of non renewable primary energy resources; SM Use of secondary materials; RSF Use of renewable secondary fuels; NRSF Use of non renewable secondary fuels; FW Use of net fresh water

\*Reading example: 9,0 E-03 = 9,0\*10<sup>-3</sup> = 0,009"

\*INA Indicator Not Assessed



End of life - Waste												
Indicator	Unit	A1	A2	A3	A4	A5	C1	C2	C3	C4	D	
	HWD	kg	6,53E-02	1,36E-03	1,07E-01	3,82E-04	5,47E-05	0,00E+00	1,28E-04	0,00E+00	5,16E-02	-7,31E-04
	NHWD	kg	1,03E+00	2,15E+00	6,38E-01	3,60E-01	2,10E-01	0,00E+00	2,04E-01	0,00E+00	2,55E-02	-1,04E+00
	RWD	kg	4,84E-05	1,71E-04	1,05E-03	5,05E-05	9,31E-07	0,00E+00	1,60E-05	0,00E+00	1,70E-07	-2,53E-04

HWD = Hazardous waste disposed; NHWD = Non-hazardous waste disposed; RWD = Radioactive waste disposed;

\*Reading example: 9,0 E-03 =  $9,0 \cdot 10^{-3}$  = 0,009"

\*INA Indicator Not Assessed

End of life - Output flow												
Indicator	Unit	A1	A2	A3	A4	A5	C1	C2	C3	C4	D	
	CRU	kg	0,00E+00	0,00E+00	0,00E+00	0,00E+00	0,00E+00	0,00E+00	0,00E+00	0,00E+00	0,00E+00	0,00E+00
	MFR	kg	2,25E-03	0,00E+00	4,27E-01	0,00E+00	2,16E-01	0,00E+00	0,00E+00	0,00E+00	0,00E+00	0,00E+00
	MER	kg	5,35E-04	0,00E+00	2,60E-04	0,00E+00	9,66E-07	0,00E+00	0,00E+00	2,00E+01	0,00E+00	0,00E+00
	EEE	MJ	1,01E-02	0,00E+00	3,35E-01	0,00E+00	2,67E-03	0,00E+00	0,00E+00	3,52E+01	0,00E+00	0,00E+00
	EET	MJ	1,53E-01	0,00E+00	5,07E+00	0,00E+00	4,04E-02	0,00E+00	0,00E+00	5,33E+02	0,00E+00	0,00E+00

CRU = Components for re-use; MFR = Materials for recycling; MER = Materials for energy recovery; EEE = Exported electrical energy; EET = Exported energy Thermal

\*Reading example: 9,0 E-03 =  $9,0 \cdot 10^{-3}$  = 0,009"

\*INA Indicator Not Assessed

Biogenic Carbon Content		
Indicator	Unit	At the factory gate
Biogenic carbon content in product	kg C	0,00E+00
Biogenic carbon content in accompanying packaging	kg C	0,00E+00

Note: 1 kg biogenic carbon is equivalent to 44/12 kg CO<sub>2</sub>

## Additional Norwegian requirements

### Greenhouse gas emissions from the use of electricity in the manufacturing phase

National production mix from import, low voltage (production of transmission lines, in addition to direct emissions and losses in grid) of applied electricity for the manufacturing process (A3).

Electricity mix	Data source	Amount	Unit
Electricity, Norway (kWh)	ecoinvent 3.6	21,18	g CO <sub>2</sub> -eq/kWh

### Dangerous substances

The product contains no substances given by the REACH Candidate list or the Norwegian priority list.

### Indoor environment

## Additional Environmental Information

Environmental impact indicators EN 15804+A1 and NPCR Part A v2.0											
Indicator	Unit	A1	A2	A3	A4	A5	C1	C2	C3	C4	D
GWP	kg CO <sub>2</sub> -eq	1,22E+00	1,53E+00	1,21E+01	4,85E-01	2,76E-02	0,00E+00	1,43E-01	6,38E+01	3,23E-03	-3,57E+00
ODP	kg CFC11 -eq	4,28E-08	3,01E-07	1,88E-06	9,00E-08	1,62E-09	0,00E+00	2,82E-08	4,11E-08	2,73E-10	-3,71E-07
POCP	kg C <sub>2</sub> H <sub>4</sub> -eq	6,39E-04	1,99E-04	2,64E-01	5,92E-05	4,23E-06	0,00E+00	1,77E-05	8,28E-05	3,69E-07	-4,39E-03
AP	kg SO <sub>2</sub> -eq	4,54E-03	3,66E-03	2,79E-02	9,68E-04	1,78E-05	0,00E+00	3,01E-04	5,24E-03	5,71E-06	-2,13E-02
EP	kg PO <sub>4</sub> <sup>3-</sup> -eq	4,90E-04	3,98E-04	3,95E-03	1,03E-04	1,34E-05	0,00E+00	3,27E-05	1,70E-03	7,75E-07	-6,34E-03
ADPM	kg Sb -eq	1,22E-05	2,73E-05	2,72E-05	1,35E-05	1,79E-07	0,00E+00	2,58E-06	1,97E-06	1,74E-08	-2,19E-05
ADPE	MJ	3,34E+01	2,45E+01	1,57E+02	7,26E+00	1,34E-01	0,00E+00	2,30E+00	3,91E+00	2,83E-02	-4,14E+01
GWPIOBC	kg CO <sub>2</sub> -eq	1,30E+00	1,54E+00	1,18E+01	4,90E-01	0,00E+00	0,00E+00	1,45E-01	6,38E+01	3,23E-03	-3,58E+00

GWP Global warming potential; ODP Depletion potential of the stratospheric ozone layer; POCP Formation potential of tropospheric photochemical oxidants; AP Acidification potential of land and water; EP Eutrophication potential; ADPM Abiotic depletion potential for non fossil resources; ADPE Abiotic depletion potential for fossil resources; GWP-I/OBC/GHG Global warming potential calculated according to the principle of instantaneous oxidation (except emissions and uptake of biogenic carbon)

## Bibliography

ISO 14025:2010 Environmental labels and declarations - Type III environmental declarations - Principles and procedures.

ISO 14044:2006 Environmental management - Life cycle assessment - Requirements and guidelines.

EN 15804:2012+A2:2019 Environmental product declaration - Core rules for the product category of construction products.






ISO 21930:2017 Sustainability in buildings and civil engineering works - Core rules for environmental product declarations of construction products.

ecoinvent v3, Allocation, cut-off by classification, Swiss Centre of Life Cycle Inventories.

Iversen et al., (2021) eEPD v2021.09 Background information for EPD generator tool system verification, LCA.no Report number: 07.21

Vold, M. et al (2022): EPD generator for NPCR 012, Additional products, EPS and XPS, Background information for EPD generator application NPCR Part A: Construction products and services. Ver. 2.0. April 2021, EPD-Norge.

NPCR 012 Part B for Thermal insulation products, version 2, 31.03.2022, 2022., EPD Norway.

 <b>epd-norway</b> <small>Global Program Operator</small>	<b>Program operator and publisher</b> The Norwegian EPD Foundation Post Box 5250 Majorstuen, 0303 Oslo, Norway	Phone: +47 23 08 80 00 e-mail: <a href="mailto:post@epd-norge.no">post@epd-norge.no</a> web: <a href="http://www.epd-norge.no">www.epd-norge.no</a>
	<b>Owner of the declaration:</b> Bewi Insulation Scandinavia Sørkilen 3, 1621 GRESSVIK, Fredrikstad i VIKEN	Phone: +47 95 07 67 42 e-mail: <a href="mailto:svein.tore.larsen@jackon.no">svein.tore.larsen@jackon.no</a> web: <a href="http://www.jackon.no">www.jackon.no</a>
	<b>Author of the Life Cycle Assessment</b> LCA.no AS Dokka 6B, 1671	Phone: +47 916 50 916 e-mail: <a href="mailto:post@lca.no">post@lca.no</a> web: <a href="http://www.lca.no">www.lca.no</a>
	<b>Developer of EPD generator</b> LCA.no AS Dokka 6B,1671 Kråkerøy	Phone: +47 916 50 916 e-mail: <a href="mailto:post@lca.no">post@lca.no</a> web: <a href="http://www.lca.no">www.lca.no</a>
	ECO Platform ECO Portal	web: <a href="http://www.eco-platform.org">www.eco-platform.org</a> web: ECO Portal